

# Some Typical Applications

Top Deposit




## Lathe Bits and Single Point Tools In General

Deposit .0004" - .004" along top side of cutting edge. Then re-sharpen by grinding front.




## Ends Mills

Deposit .0002" - .0006" along cutting edges inside flute, at bottom and sides. Deposit along entire length of tool and then re-sharpen.




## Horizontal Milling Cutters

Deposit .0002" - .004" on front face of each tooth along cutting edge. Then re-sharpen by grinding land.




## Hobs

Deposit .0002" - .004" on front face of each tooth along cutting edge and then re-sharpen.



## Shell Mills

Deposit .0002" - .0006" on front face of cutting surface along cutting edge and then re-sharpen.



## Saws

Deposit .0002" - .001" on front edges of each tooth and then re-sharpen. On fine saws with extremely small teeth this method is impractical. Instead, deposit on sides of teeth and then re-sharpen.



## Drills

Deposit .0002" - .0006" inside flute for 1/4" - 1/2" of length along cutting edge and then re-sharpen.